

300311



319 8 10000



2022 9

---

2022 8 12

2022 020186

" " " " "

" " " "

" " " "

" " "

" " "

1

2

3


---

.....	2
.....	3
.....	38
.....	57
.....	105

---

31,167.06

21,033.24

10,133.82

5G

9,236.74

29.64%

5G

---

2 3 4 7

3 7

5 6

5G

5G

--	--	--

33,202.92

6,000.00


755

1,055

280

180

100



		5G	5G	5G
		5G	5G	DPI IDC 5G
		5G	5G	5G DPI 5G
		5G	5G	5G MEC
		5G	5G	5G
		5G+		5G+
			-	-
			-	-
			-	-

		+            + "            "	" SAAS "	-                    -
		PC		-                    -

**1**

1

180

2

178

6

---

		5
		4
		5
		3
		5
		13
		5

		2
		4
		4
		4
		3
		4
		4
		<b>178</b>

T+1

180

80%

5G

100

2

98

5G	DPI	&	&
			10
			5
			6
5G	DPI	&	&
			9
			5
			6
5G			
			19
5GMEC			
			18
5G			
			20





---

---

**T+1      8                      T+2**

---

2

**1**

5

"

"

\$

"



	1 2 Demo

2 5G

5G &	DPI & 1 2 3

5G & DPI &  
1  
IMSI/MSISDN/IMEI  
99.99%  
2 DPI



" " " "

" " 2 " "

" " " "

"

"

5G

5G

5G

5G

5G

180 5G

100

"

1

1

---

4		-	200.00	200.00	200.00	200.00	200.00
5		-	200.00	200.00	200.00	200.00	200.00
6		-	180.00	180.00	180.00	180.00	180.00

63

93

31

" - - "

"

"

17

9

" - - "

		T+1	T+2	T+3	T+4	T+5	T+6
1		-	6	16	18	20	21
2		-	13	31	33	35	36
3		-	11	26	29	32	33
4		-	6	16	18	20	21
5		-	4	12	14	16	17
6		-	5	14	16	18	19

---

			576
119,940.00			
	67	19,073.83	19
4,149.54			
	2		

6%

15%

7% 3% 2%

2

	T+1	T+2	T+3	T+4	T+5	T+6
	-	9,230.00	23,850.00	26,650.00	29,450.00	30,760.00
	-	4,107.49	9,897.47	10,849.13	11,808.47	12,351.23
	-	5,122.51	13,952.53	15,800.87	17,641.53	18,408.77
	-	<b>55.50%</b>	<b>58.50%</b>	<b>59.29%</b>	<b>59.90%</b>	<b>59.85%</b>
	-	66.46	171.72	191.88	212.04	221.47
	-	1,384.50	3,577.50	3,997.50	4,417.50	4,614.00
	85.50	553.80	1,431.00	1,599.00	1,767.00	1,845.60
	2,962.22	5,757.08	5,582.41	5,812.27	6,052.94	5,844.40
	-3,047.72	-2,639.32	3,189.90	4,200.23	5,192.05	5,883.29
	-3,047.72	-5,687.05	-2,497.15	1,703.08	5,192.05	5,883.29
	-	-	-	255.46	778.81	882.49
	-3,047.72	-2,639.32	3,189.90	3,944.76	4,413.24	5,000.80
	-	<b>-28.60%</b>	<b>13.37%</b>	<b>14.80%</b>	<b>14.99%</b>	<b>16.26%</b>

10.11%

5.52

1

2016

16,389.25

2021

38,586.73

13.42%

2015 2021

2016	16,389.25	-

2017	23,318.90	42.28%
2018	32,127.82	37.78%
2019	32,672.07	1.69%
2020	33,354.23	2.09%
2021	38,586.73	15.69%
2017-2021	-	13.42%

13.62%

13.42%

2

15.98% 7.61% 20.40%

	2021		2020		2019	
	6,547.94	16.97%	5,271.96	15.81%	4,959.32	15.18%
	3,466.85	8.98%	2,425.13	7.27%	2,148.68	6.58%
	8,755.57	22.69%	6,597.45	19.78%	6,117.40	18.72%

15.00% 6.00% 19.00%

3

	2022 1-6	2021	2020	2019
	60.57%	55.34%	62.42%	62.80%

58.61%

60.28%

---

---

---

4

"

"

PLC

1

2021

2018

233.8

2020

292.9

11.93%

2

688561.SH

688023.SH

002439.SZ

300369.SZ





---

1

	2021		2020	
	2018	233.8	2020	292.9
	11.93%			

2018

/

2

3

19,751.53	17,828.63	19,840.20
-----------	-----------	-----------

---

19.83% 20.31% 28.53%

" " " "

" " 1 " "

" " " "

"

" 5G

576 119,940.00 2022

6 30





---



---

---

	T+1	T+2	T+3	T+4	T+5	T+6
a/g						

1 " - " " - "

2 T+1

3 5 T+6 1-6

959.91

-1,946.82

1.10%-2.45%

11.62%-526.58% T+3 T+6

2021

" " " "

" " 3

" " " "

" " "

"

21,930.32

1,946.82

"

---

1

1

2

3

4

5

6

7

2

1

2021



---

2            2021

3

1

2



5

6

7

8

"

"

"

"

"

"

2

1

2

3

1

2

---

			99,625.58	87,798.92	69,530.60
	6,807.81				-24,616.73
-1,680.48		-4,595.09	-5,657.99		
	2021	2022			

5.1% 5.83% 18.55% 28.27%

5,613.64 2021 80.9%

1

2

1

---

2021 3  
2035

2021 7  
2021-2023 2023  
2,500 15% 2022 3

2  
2020

5G

" 2.0 "

3

5G 2019 30  
5G 2019 8 5G  
2019 9 5G 2019-2021  
2020 2  
20 5G  
5G  
2019  
2021 5

2020 4

---

			2021	2020
	1,729.3	2019	10.6%	2021
	2,002.5	15.8%		

5G

1	300454.SZ	2000	2018 VPN
2	002439.SZ	1996	2010
3	300369.SZ	2000	2014
4		2007	2019

---

	688023.SH	

5

1999 2011

300188.SZ





---

		15,382.51		13,028.11
		84.69%	2019	
26,820.41			24,959.41	
93.06%				
2021		69,530.60		20.81%
		24,537.73	14,400.88	36.98%
	2021			
5,804.15	2020	62.27%		
		100%		
2022	1-6		24,910.92	2021
			4.29%	1-6
		26,027.06		
		100%		
2021	1-6			21,785.84
	2022	1-6	24,613.78	
12.98%				
2019	2020	2021	2022	1-6
99,625.58	87,798.92	69,530.60	24,910.92	



---

2018 6,276.81 2019  
25,104.48

2 2020

PC

	2020	2019	
	15,382.51	26,820.41	-11,437.90
	7,534.21	6,255.31	1,278.90
	7,848.30	20,565.10	-12,716.80

3 2021

2021 19,840.20 2020  
17,828.63 2021 2020 2,011.57 11.28%

	2021	2020
	18,152.01	16,239.83
	514.41	385.75
	468.52	327.27
	401.15	455.44
	112.01	125.76
	63.39	175.47
	56.50	28.07
	8.53	33.12
	7.94	5.25
	55.74	52.67
	<b>19,840.20</b>	<b>17,828.63</b>

---

1

2

5G " 5G  
" " MEC " " 5G  
" " " " "  
" "  
" "  
" "

2020 1,912.18  
2020 141.25  
2020 128.66

4 2022 1-6  
1 2022 1-6  
2022 1-6 7,141.45 2021 1-6  
6,418.35 2022 1-6 2021 1-6  
723.10 11.27%

	2022 1-6	2021 1-6
	5,060.72	4,816.16
	457.78	152.89
	438.79	328.66
	342.71	487.68

	2022 1-6	2021 1-6
	259.11	163.27
	72.16	106.77
	9.74	9.54
	500.44	353.39
	<b>7,141.45</b>	<b>6,418.35</b>

2 2022 1-6

2022 1-6 8,972.77 2021 1-6  
8,178.70 2022 1-6 2021 1-6  
794.07 9.71%

	2022 1-6	2021 1-6
	8,105.17	7,518.67
	360.61	114.53
	186.01	193.94
	152.14	214.08
	57.63	10.14
	49.03	24.71
	39.08	50.82
	2.13	3.32
	20.97	48.49
	<b>8,972.77</b>	<b>8,178.70</b>

3 2022 1-6

2022 1-6 -6.71 2021 1-6  
671.44 2022 1-6 2021 1-6 678.14  
101.00%

	<b>2022 1-6</b>	<b>2021 1-6</b>
	-439.68	162.85
	205.49	404.58
	12.86	14.02
	105.76	20.33
	108.86	69.66
	<b>-6.71</b>	<b>671.44</b>

	<b>2022 6 30</b>			<b>2021 12 31</b>	<b>2021 6 30</b>	%
	49,999.32	15.73	3.20	48,447.48	43,204.63	



---

"

1					
	2019	2020	2021	2022	1-6
	57,456.95	46,038.47	77,095.74		



2021						
3			1	2,392.55	2,392.55	9.22%
					<b>24,163.63</b>	<b>93.11%</b>
2022 1-6						
1			64	0.58-960.83	4,480.94	87.80%
					<b>4,480.94</b>	<b>87.80%</b>

---

			"	"	
2021	2022				18,782.61
			"	"	
				2021	
	7,469.41				
			"	"	
				2021	
H3C		2,392.55		H3C	
2					
		2021			
5,710.26			7.41%	2022	
	7,925.47				29.25%
				2022	
				2021	2022



---

2019

2

2022 6 30

2021

1

1

2

2021

2021

2021

2

1

2

2021

2021

2021





					<b>2022/6/30</b>	
		2,500.00	2,222.25	2015/7	2,222.25	
		1,000.00	1,000.00	2020/9	1,000.00	
		50.00	50.00	2018/10	50.00	
		1,000.00	1,000.00	2021/2	998.26	
		1,000.00	1,000.00	2017/9	742.33	
		200	200	2018/9	115.65	
		500	500	2012/8	134.61	
		100	100	2014/10	42.52	
		<b>8,850.00</b>	<b>8,572.25</b>	-	<b>7,805.62</b>	-

2018 10 300.00 300.00  
2019 5 250.00  
50.00

2021 5 27

2021 2

1,000.00



1

2022 6 30

					%
				2,500.00	3.35
				1,000.00	2.66
				<b>3,500.00</b>	

2022 6 30

3,500.00

2

2022 6 30

14,134.87

7,364.36

2

6,770.51

		2022/6/30		
		2,500.00		CRM SAAS PaaS
		2,222.25		

		2022/6/30		
		1,000.00		
		1,000.00	"	"
		50.00		
		998.26		
		3,103.29		
		2,011.07		
		1,000.00		B2B

---

3,103.29

2,011.07

1,000.00

---

		2022/6/30		
--	--	-----------	--	--

---

---

11%

SDN

2

2016 2

150

15%

Wi-Fi

Wi-Fi

2

4

2022 6 30

1,750.78

5

2022 6 30

5,228.36

6

2022 6 30

804.28

---

33 — —

"

"

1

1

	%		
	58.00	5,800.00	2,320.00
	38.90	3,890.00	1,556.00
	3.00	300.00	120.00
	0.10	10.00	4.00

---

" " 10.3.3 " 5 "

" 1 " 3

2

1 2018 8

"

"

### 11.1.1

" 1

2

---

8

10

1				
2				
3			IC	
4				
5				

---

6				
7				
8				
9				
10				
11				
12				

---

13				
14				
15				
16				
17				
18				

---

---

					<b>m<sup>2</sup></b>	<i>/</i>		
27		2017 0048682	2	-1	3 0021	36.51		
28		2017 0047407	2	-1	3			

---

		2022	6	30					
									8,854.34
2020	3		2024	12		2025	6		
	2	2-5				2010	11		
	3	6				2007	1		
	4	7-22				2014	6		
	5	23-39				2016	8		
									2019
									"

---

"

"

1

2

"

"

IC

3

"

"

---

6

2021 6 30

---

2018 7 30  
 2019 5 14  
 " " " "  
 [2019]81

1 105  
 54

2019 235  
 2020 3 27 2020  
 200046

2021 8 4  
 2018 1 1 2021 6 30  
 2 2021 6 30 100% 100%

— ☒



---

]V2.1

2018SR573400

[

				PC	
			5G	5G	
			5G 5G	5G 5G	

5G+

---





---

3,710.3253

---

	2017			2018
310156				
2020	040053	2017	2019	
		3,574.98	3,253.22	934.48
	7,762.68			
	2017			

---

2022 4 1

2

2019 10 9

" "

" "

2019 10 12

---

108,707,371.82      2017   1      2018   10

2

2016   8   27      2016   12   23

100%

"

"

"

"

100%

310156      2017      2018

2019      310180      2017      2018

"

"

3

2019   03   4030      2019   10   29      2020   11   5

2019   03   4030      2020   3   19      2019   03   4030      2019

03   4030

---

9

4

2019 03

4030

10.2.1 "

"

"

150

957,328.62

7,850.09

949,478.53

5,000

"

2021 11 25

3

2020 5 18

2020 5 25

---

1

"

---

2020 4

---

2021 10

2021 12 1

1

3820 3,000 2019  
480,000  
2021 9 30 554,880 34,130  
2019 12 31

3820 2,000 2019  
480,000  
2021 9 30 554,880 34,130  
2019 12 31

2019 3820 2,000 480,000  
2021 9 30 554,880 34,130  
2019 12 31



2

2

2019 12

20

2019

3820

2020 7 28

---

---

890

15,840,528.33

2022 9 1

1

11

36,454,832.47

1		6000511282	A504	375.94	
2		6000511284	A501	332.16	
3		6000511327	B504	523.41	
4		6000511329	A503	529.55	
5		6000511330	A502		



3,645.48

4.23%

2

3

---

2.43%

2018

2019

---

3

4

2019 235 )

5

)

6

7

õ

2

---

2

3

1

2

2019 235



1

9.47% 30%

2

3

4

3.625%

2021 6

30

100%

100%

2019 5

2021 6

30

2020 6

" "




---

1

9.47%

30%

2



2

---

2020 6

" "

1

2

1

2

3

"

2021 6 30

3

4

5



#

2022/8/25		
2022/8/24	77	
2022/8/23	277	
2022/8/23	59	
2022/8/19	83	
2022/8/18	80	3
2022/8/18	12	5%
2022/8/16	76	3
2022/8/16	9	5%
2022/8/15	70	
2022/8/15	57	
2022/8/12	300311.SZ	
2022/8/12	50	3
2022/8/12	4	5%
2022/8/11	11	5%
2022/8/11	20	

2022/8/4

Windq5.22


(本页无正文,为《关于任子行网络技术股份有限公司申请向特定对象发行人民币普通股股票募集资金使用可行性报告的审核问询函的回复》之盖章页)



## 发行人董事长声明

本人作为任子行网络技术股份有限公司董事长，现就本次审核问询函回复报告郑重声明如下：“本人已认真阅读任子行网络技术股份有限公司本次审核问询函回复报告的全部内容，并对上述文件的真实性、准确性、完整性承担相应责任。本人保证任子行网络技术股份有限公司本次审核问询函回复报告不存在虚假记载、误导性陈述或者重大遗漏，并承担相应法律责任。”

发行人董事长：\_\_\_\_\_

  
景晓军

任子行网络技术股份有限公司  
2022年9月1日



(本页无正文)

为西部证券股份有限公司《关于任子行网络技术股份有限公司申请首次公开发行股票并在科创板上市发行保荐书的补充报告》

保荐代表人

张子军

张亚



石井村村委会公告

公告

公告

公告

公告

公告

公告

公告

公告

公告

公告

公告

公告

公告

公告

公告

公告

徐朝晖

