

300311

2023-008

2022

1

| | | | |
|--|--|--|--------|
| | | | 300311 |
| | | | |

| | |
|--|--|
| | |
| | |
| | |
| | |

2

| | |
|---|---|
| / | / |
| | |

| | | | | | | |
|----|----|------|-----|-----|----|-----|
| | " | | " | | | |
| 5G | 5G | 5G+ | ToB | ToG | 5G | |
| | 5G | 5G | MEC | | | |
| | " | | " | / | " | " |
| | | 4/5G | | | | APP |

| |
|--|
| |
| |

2019 2020 2021

28 —

19 —

2019-2021 "

"


2

| | | | | |
|--|----------------|----------------|----------------|----------------|
| | | | | |
| | 68,078,060.05 | 181,031,113.77 | 221,842,229.70 | 258,631,182.25 |
| | -43,211,666.57 | 1,528,507.35 | 20,346,877.42 | 20,334,323.97 |
| | -56,579,826.40 | 4,300,336.58 | 13,692,119.00 | 18,206,178.56 |
| | -78,754,842.80 | -67,955,861.75 | 24,975,939.42 | 60,392,743.15 |

4

1

10

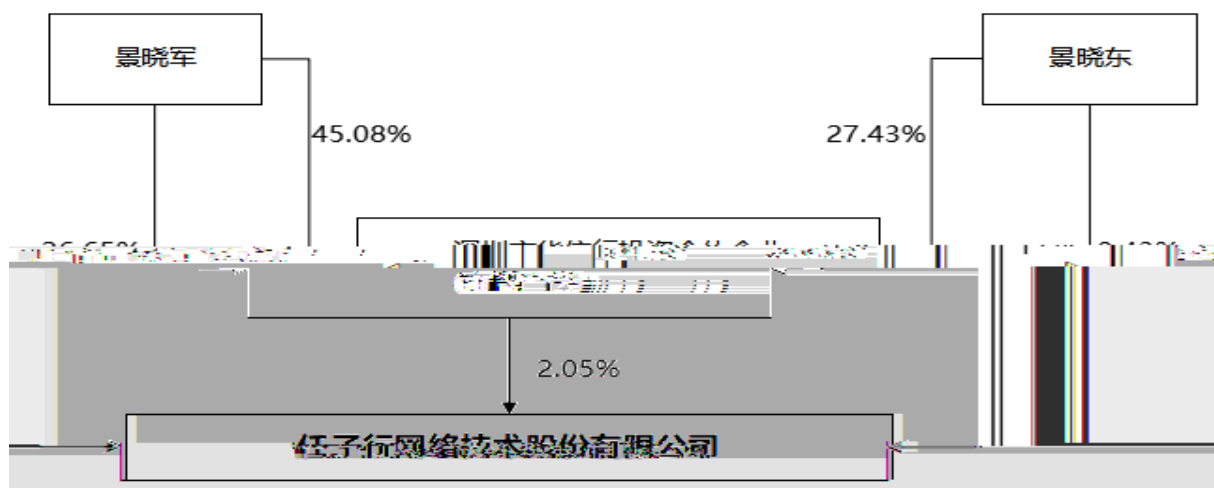


| | | | | | | |
|-------------------|--|-------|--------------|--------------|--|--|
| | | 0.58% | 3,890,900.00 | 0.00 | | |
| | | 0.47% | 3,165,100.00 | 0.00 | | |
| | | 0.43% | 2,922,564.00 | 0.00 | | |
| | | 0.32% | 2,130,392.00 | 1,597,794.00 | | |
| BARCLAYS BANK PLC | | 0.29% | 1,928,982.00 | 0.00 | | |
| | | 0.27% | 1,797,844.00 | 0.00 | | |
| | | 0.26% | 1,770,000.00 | 0.00 | | |
| | | | | | | |


2

10

3



5

| | | | | |
|--|----------|--------|-------|---|
| | 2015-037 | 2015 7 | 2,500 | |
| 2019 1 | | 2,500 | | 0 |
| 2019-001 | | | | |
| | 4 | | | |
|  | | | | |
| Tongdao Li epi n Group (HK 6106) | | 2016 5 | | |

| | | | | | |
|------|-------|--|-----|----|---|
| 2021 | 12 | | | " | " |
| | 3,000 | | 12% | | |
| 2022 | 9 | | | | " |
| " | 20% | | | 10 | |